

KOLON Automatic Car Mat Cleaner 20V 50Hz KL-TJ172 automatic coin acceptor mats cleaner

Our Product Introduction

for more products please visit us on automaticcarwashing.com

Basic Information

- Place of Origin: Shanghai, China
- Brand Name: KOLON
- Certification: CE
- Model Number: KL-TJ172
- Minimum Order Quantity: 1 unit
- Price: USD700-USD900
- Packaging Details: canton package
- Delivery Time: 10 days
- Payment Terms: D/P, D/A, L/C, T/T, Western Union, MoneyGram
- Supply Ability: 1000unit per year



Product Specification

- Product Name: Automatic Car Mat Cleaner KL-TJ638
- Brand Name: KOLON
- Measurement: 94*50*102CM
- Method Of Cleaning: Mixed Water + foam Wash
- Power Supply: 220V 50Hz
- Power Consumption: 300W
- Carpet Measurement: >or=60cm
- Gross Weight Of Equipment: 85kg
- Washing Time: 20minites/carpet
- Type: Automatic Mats Cleaner / Labor Saving Machine
- Material: Metal
- Color: Silver;customer's Request
- Usage: Car Wash Vehichle
- Feature: Maintenance And Cleaning Time



More Images



Product Description

Automatic car mat cleaner KL-TJ172**Product Description:**

Adopt dry-type bubble spray cleaning technology, maximum efficient dust removal, low moisture content immediately use after clean.

Instant service: 20 SECONDS only to clean one carpet.

High quality water absorb rod using imported Japanese material, effectively clean the leftover of dirt and bubble.


With water absorb rod showering function, to keep the water absorb rod clean.

Inner electricity leakage protection device for safety.

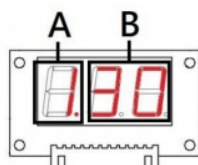
TJ172 combines three functions of Foam Wash, Water Wash, and Mixed foam+water Wash in ONE machine. You are free to choose any one of the three modes to clean your car mats. according to the degree of pollution.

JY-172 Manual

- Input voltage: DC+12V
- Inbuilt 5 digits non reset counter
- Max current load: 10A
- **Time Type:** HOUR:MINUTE or MINUTE:SECOND
- **Maximum Time:** 9 : 59
- Memory: yes
- Set up **TIME** and **VALUE** freely
- **Warning sound for last 30 seconds.**

Connection

- | | |
|-----------------------------|-----------------|
| 1: Display | 7: Button Check |
| 2: Dip switch for TIME TYPE | 8: Button Mode |
| 3: Button PAUSE | 9: Button UP |
| 4: Relay switch for device | 10: Button DOWN |
| 5: DC Jack: DC+12V | |
| 6: Input Signal: | |
| Yellow:DC12V, | |
| White:Signal wire, | |
| Black: GND | |

Setting

Display(1)



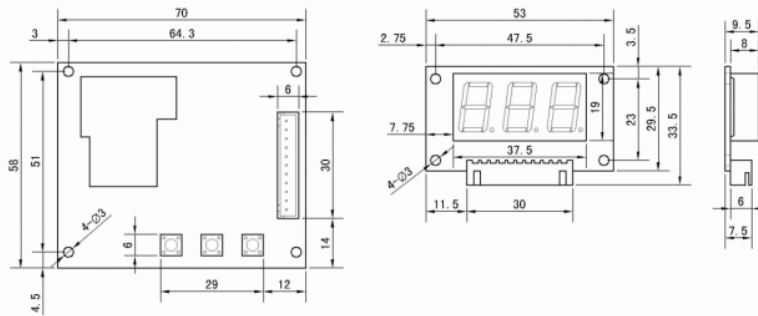
Dip Switch (2)

Time Type:
ON: MINUTE:SECOND
 1.30 : 1 minute : 30 seconds
1: HOUR:MINUTE
 1.30 : 1 hour : 30 minute

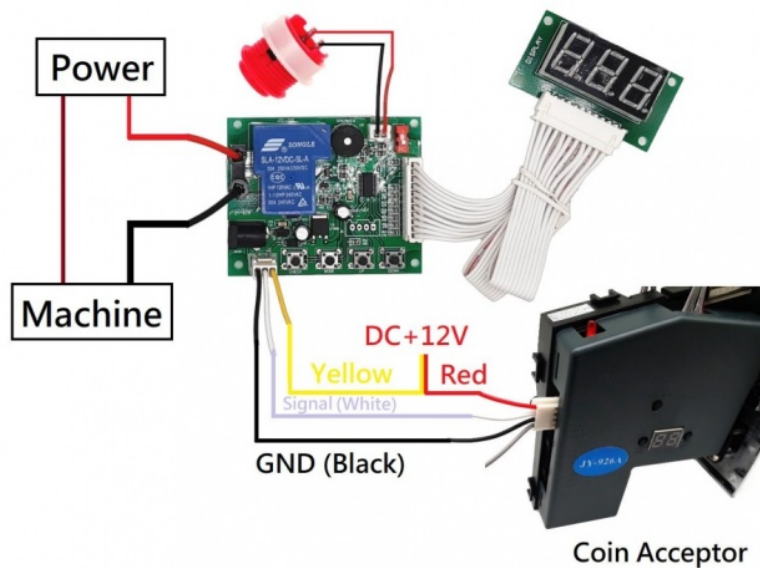
1. MOVE Dip Switch (2) for **TIME TYPE**. The default is **MINUTE:SECOND**.
2. Hold on button MODE for 2 seconds→Press button UP or DOWN to set up **COIN QUANTITY**.
3. Press button MODE → Press button UP or DOWN to set up **LEFT DIGIT** (A-1 digit) .
4. Press button MODE → Press button UP or DOWN to set up **RIGHT DIGIT** (A-2 digits).
5. Press button MODE → Finish

Check total income: Press button Check → shows last 3 digits → Press button Check again → shows first 2 digits.

Note: Inbuilt counter is non reset.

Size

Connection Example



Specification:

Model:	TJ172
Method Of Cleaning:	Mixed water +foam wash
Power Supply:	220V 50Hz
Power Consumption:	300W
Carpet Measurement:	>60cm
Measurement:	94x50x102cm
Gross weight:	85kg

Benefits:

Auto mat cleaners are devices specifically designed to clean automotive floor mats. These cleaners are typically portable and handheld, allowing users to easily remove dirt, dust, stains, and other debris from their car mats.

Auto mat cleaners often come with various features and attachments to effectively clean different types of mats. They may include rotating brushes or scrubbing pads to agitate the surface of the mat and loosen dirt particles. Some cleaners also have built-in suction capabilities to remove the loosened dirt and water from the mat.

Remove the floor mats from your vehicle and shake off any loose dirt or debris.

Attach the appropriate cleaning attachment or brush to the cleaner, if applicable.

Apply a suitable cleaning solution or carpet cleaner to the mat, following the manufacturer's instructions.

Turn on the cleaner and move it over the surface of the mat in a back-and-forth or circular motion, applying gentle pressure.

If the cleaner has a suction feature, it will simultaneously remove the dirt and excess moisture from the mat. Otherwise, you may need to blot the mat with a clean cloth or towel to absorb any excess moisture.

Repeat the process if necessary or until the mat is clean to your satisfaction.

Allow the mats to dry completely before placing them back in your vehicle.

Packing & Delivery

To better ensure the safety of your goods, professional, environmentally friendly, convenient and efficient packaging services will be provided.



FAQ

Q: Are your car wash machine trader or manufacturer?

A: Yes, we are the car wash machines manufacturer in china. Our brand is Kolonwash. So we have the competitive price, and could provide the spare parts at any time.

Q: Can the color and appearance be customized?

A: Yes, of course, they could be customized, just tell me what color you need, and the drawing of the appearance, we could do according to your request.

Q: Can I put my brand name on machine instead of your brand name?

A: Yes, we could stick your brand name on the machines according to your request.

Q: What is the delivery time?

A: Our lead time is 10-15 days once get the advanced payment , according to which type you need.

Q: What about the foundation? How long will it take?

A: We could provide the drawing of the foundation, it needs around 5 days.

Q: How to install the machine? And how to do daily maintenance?

A: We could provide the installation drawing and guided installation video. We could provide the maintenance manual to you.

Q: How about the warranty time and sales-after service?

A: Our machine warranty time: 1 years , in warranty time, if the machine have any question, we could provide the parts free of charge.

Q: How to contact you?

A:Whatsapp/Mb.: +86-18964350873 Email: zoe@koloncarwashing.com ; +86-17765180874(WhatsApp, Wechat)
cici@koloncarwashing.com



Shanghai Kuolong Cleaning Machinery Co. Ltd.

+86-17765180874

cici@koloncarwashing.com

automaticcarwashing.com

1778 Huateng Road, Qingpu District, Shanghai, 201708,China